

ETI

Elapsed Time Indicators (ETI)



**CRAMER
MOTORS®**

Models 635 & 636

The Cramer line of ETIs are used to record the amount of "on-time" operation for industrial and commercial grade equipment. Resettable and Non-Resettable versions are available either in round or square bezel, displayed in tenths of a minute or hour.

Model 635:

Non-Resettable is recommended when tamper proofing is required to record total "on-time" not resettable to zero.

Model 636:

Resettable is available in seconds, minutes and hours.

Intended Applications:

- Indicating, monitoring and recording a process where the time used is required
- Recording "on-time" usage of machinery for billing purposes
- Preventive maintenance for machinery or equipment

Features:

- Large, easy-to-read numbers
- Rugged design
- Continuous duty
- Tamper proof
- Permanently lubricated
- Square or round bezels

Specifications:

Model	635	636
Time Registration (Sec.)	Special Orders Only	9999.9 Sec.
Time Registration (Min.)	99999.9 Min.	9999.9 Min.
Time Registration (Hr.)	99999.9 Hrs.	9999.9 Hrs.
Resettable	Not Available	Push Button
Motor Specification	24, 120, 240 VAC 50 or 60hz	24, 120, 240 VAC 50 or 60hz
Power Consumption (Nomial)	2.7 Watts	2.7 Watts
Electrical Connections	6" Leads, 22 gauge wire	6" Leads, 22 gauge wire
Operating Temperature	-4°F to 131°F -20°C to 55°C	-4°F to 131°F -20°C to 55°C
Mounting	Front Panel	Front Panel
Agency Approval	UL & CSA	UL & CSA

**CRAMER
COMPANY**

Precision Timers and Motion Devices

105 Nutmeg Road South
South Windsor, CT 06074 USA
P: 860.291.8402
F: 860.610.0897
cramer-motors.com

Elapsed Time Indicators (ETI)

Ordering Information:

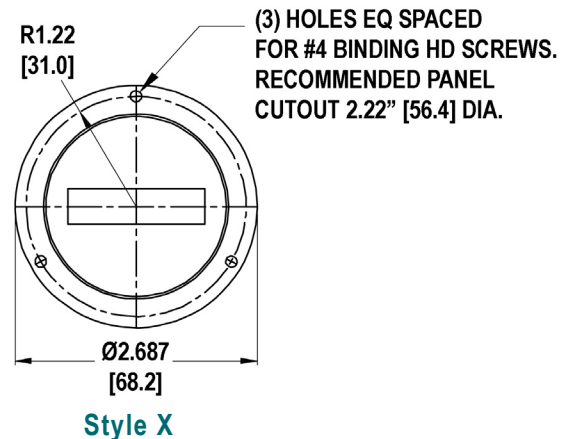
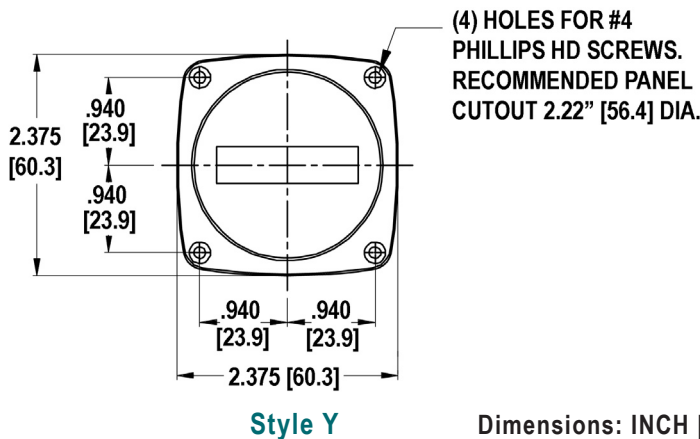
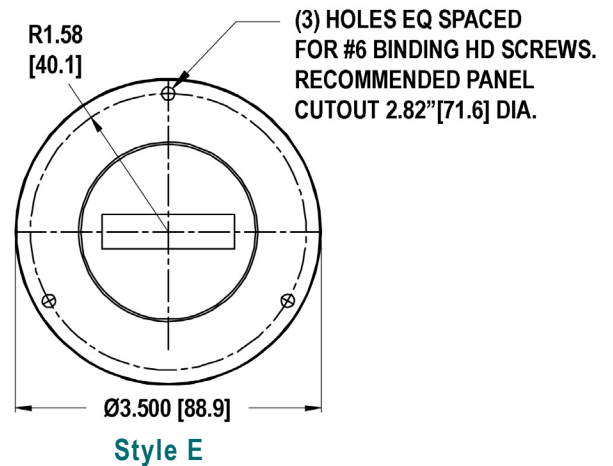
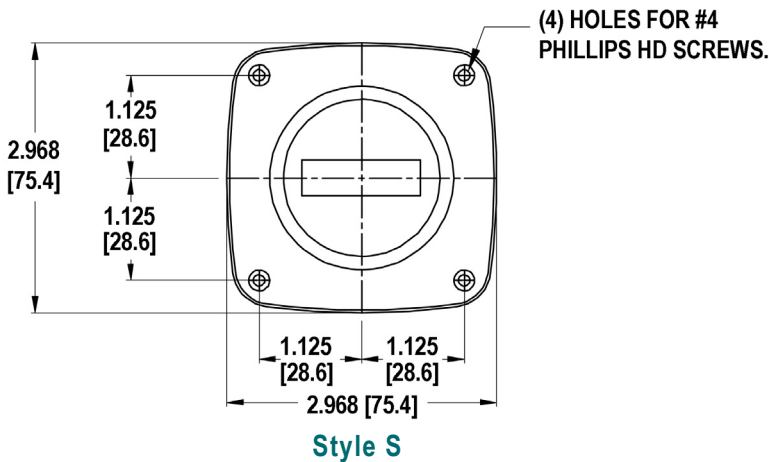
Model 635

P/N	Description
10071	ETI 635 HRS/TEN 115/60 RD BEZ
10186	ETI 635 HRS/TEN 110/60 SQ BEZ
10069	ETI 635 MIN/TEN 115/60 RD BEZ
10063	ETI 635 HRS/TEN 115/60 SQ BEZ

Model 636

P/N	Description
10075	ETI 636 HRS/TEN 115/60 RD BEZ
10083	ETI 636 HRS/TEN 115/60 SQ BEZ
10074	ETI 636 MIN/TEN 115/60 RD BEZ
10086	ETI 636 MIN/TEN 115/60 SQ BEZ
10072	ETI 636 SEC/TEN 115/60 RD BEZ
10080	ETI 636 SEC/TEN 115/60 SQ BEZ

When ordering, please specify style of bezel:
Style S, Style E, Style Y or Style X



Dimensions: INCH [MM]

To assist you in specifying the requirements above, please visit cramer-motors.com or call our sales staff to request a specification worksheet for completing this information.

Warranty: Cramer warrants its products against defective material or workmanship for a period of one year from the date of shipment from factory, providing product has been used in accordance with instructions and specified ratings. Consult factory for further details concerning our warranty policy.